

# LYMANTRIIDAE

BY

C. L. COLLENETTE (London)



# LYMANTRIIDAE

BY

C. L. COLLENETTE (London)

---

Through the courtesy of the *Musée royal d'Histoire naturelle de Belgique*, I have received for examination and description the *Lymantriidae* collected during the expedition of H. R. H. Prince Léopold of Belgium to the Dutch East Indies.

The insects taken in the northern Celebes are of considerable interest, as very few *Lymantriidae* have yet been described from that region. Four new species and subspecies are dealt with in this paper, and additional specimens of these in the British Museum collection have been added as paratypes.

In the descriptions, the Comstock-Needham system has been used for the wing-neuration, and Ridgway's Color Standards and Color Nomenclature, 1912, for the coloration.

## *Leucoma singaporensis* STRAND, (1914).

1 ♀, Sumatra, April-May 1929, Prince Léopold.

## *Leucoma lepta* sp. nov.


♀. Palpus light buff, darker at the tip. A short aborted proboscis. Antennal shaft light buff tinged with pale green yellow, pectinations warm buff. Head cinnamon. Thorax, abdomen and legs light buff to whitish. Wings whitish, hyaline, iridescent in certain lights, veins faintly tinged with pale green yellow. Fore-wing with a number of broken and irregular white lines, composed of single rows of glossy scales, those below the cell and vein *Cu2* being roughly at right angles to the inner margin, those between veins *M3* and *Cu2* parallel with the termen, and those over the remainder of the wing roughly at right angles to the costa; a small fuscous spot on the centre of the discocellulars; fringe whitish. Hind-wing irrorated over the whole area with single

glossy white scales; a streak of similar scales on the discocellulars; fringe whitish. Underside of both wings, and fringes, whitish.

EXPANSE : 39 mm.

1 ♀ (holotype), Celebes, Tondano-Menado, Tonsea Lama, 22.II.1929, Van Braekel.


This species has vein *R2* in the fore-wing arising from *R1* and anastomosing slightly with *R3* and *R4* to form a long narrow areole. It may be grouped with



*Leucoma subvitrea* Wlkr. (1865) and *L. semihyalina* Swinh. (1904) in Hampson's Section III of the genus, for which see his *Moths Ind.*, I, p. 489 (1893).

#### *Caviria pura* sp. nov.

♀. Palpus ochraceous buff. Antennal shaft warm buff, in the paratypes whitish; pectinations warm buff. Head, thorax and abdomen white. Tibia and tarsus of fore-leg, and tarsi of mid- and hind-legs ochraceous buff,



remainder whitish. Pectus and venter whitish. Wings and fringes, above and beneath, entirely white.

♂. Resembles the ♀, but the fore-wing is rather broader in relation to its length. Antennal shaft whitish.

EXPANSE : ♂♂ 40-43 mm., ♀♀ 48-51 mm.

1 ♀ (holotype), Celebes, Tondano-Menado, Tonsea Lama, 24.II.1929, Van Braekel. Also, in the Zoological Museum, Tring, 1 ♂ (allotype), Menado, and the following paratypes : 1 ♂, N. Celebes, Toli Toli, Nov.-Dec. 1895, H. Fruhstorfer; 1 ♂ and 1 ♀, N. Celebes, July-August 1899; 1 ♀, Tonsea Lama, 12.III.1920, P. J. Van den Bergh; 1 ♀, Minahassa, Fangarie, 1.III.1921, P. J. Van den Bergh; 1 ♂, W. Celebes, N. of Palos Bay, Tawara, 8.IX.1895, Doherty. In the British Museum, ex Joicey collection, 2 ♀♀, N. Celebes.

Resembles *Caviria sericea* Mr. (1879) in general appearance, but the surface of the wings is duller and less glossy, veins *Rs* and *M1* are from a point, and there is no black on the fore-leg.

***Caviria impressa* SNELL. (1877).**

1 ♂, Sumatra, April-May 1929, Prince Léopold.

***Euproctis innotata* WLKR. (1865).**

2 ♂♂, 24.II.1929, Celebes, Tondano-Menado, Tonsea Lama, Van Braekel.

***Euproctis guttulata* SNELL. (1886).**

2 ♀♀, Sumatra, April-May 1929, Prince Léopold.

***Dasychira horsfieldii* SAUND. (1851).**


1 ♂, Sumatra, near Medan, Van der Meer Mohr.

***Dasychira lineata* WLKR. (1855).**

1 ♀, Sumatra, April-May 1929, Prince Léopold.

***Dasychira minor nebulosa* sub-sp. nov.**

♂. Resembles *Dasychira minor* B.-Bak. (1904), except in the following particulars : pectinations of antenna in *D. minor*, ochraceous tawny; in *D. m. nebulosa*, snuff brown; the reniform is at a markedly different angle, roughly parallel with the postmedial in *D. minor*, and oblique inwardly in



*D. m. nebulosa*; the postmedial in *D. m. nebulosa* is less regular, and is bowed outwardly between veins *Cu2* and *M2*; the hindwing, described by Bethune-Baker as « whitish, with a broad grey shading on the posterior margin », is much darker in the present subspecies, of a uniform drab to hair brown; on the underside of both wings the coloration in *D. m. nebulosa* is darker and more uniform.

EXPANSE : ♂♂ 39-40 mm.

1 ♂ (holotype), Celebes, Tondano-Menado, Tonsea Lama 23.II.1929, Van Braekel. Also 1 ♂ (paratype), North Celebes, in the British Museum, ex collection Joicey.

***Lymantria lunata* STOLL. (1781).**


1 ♀, New Guinea, Manokwari, 15.III.1929, Prince Léopold.

***Lymantria brunneiplaga* SWINH. (1903).**

1 ♂, Java, Wonosobo, 11.I.1929, Prince Léopold. Also 1 ♂, Sumatra, near Medan, Van der Meer Mohr.

***Lymantria minahassa* sp. nov.**

♂. Palpus cinnamon buff, on the outer side bistre. Basal third of antennal shaft pale pinkish buff, the remainder with the pectinations snuff brown. Head pale pinkish buff. Thorax pinkish buff mixed with Saccardo's umber, the line of junction with the head coral red; the patagium pale pinkish buff, bordered posteriorly with Saccardo's umber. Abdomen coral red; anal tuft pinkish buff, ringed at the base with snuff brown. Legs pale pinkish buff to pinkish buff, the tarsi ringed with bistre and faintly tinged distally with coral red.



Pectus coral red, laterally pinkish buff. Venter pinkish buff. Forewing with ground colour white, overlaid with the following markings: — proximal area mottled heavily with bistre and pinkish buff, by which the ground colour is entirely covered, this area having an almost straight distal margin at right angles to the costa, running from the costa at two-fifths to the inner margin at three-fifths; costal area pinkish buff; an angled line of fuscous on the discocellulars, above which is a fuscous spot on the costa, and a further spot postmedially on the costa; a postmedial fascia composed of two crenate lines of bistre, the space between filled in with pale pinkish buff, concavities terminated, points on the veins, skirting the distal side of the discocellulars, curving in below the cell to vein Cu<sub>2</sub>, thence outwardly oblique to the inner margin; an irregular bistre subterminal fascia; a series of terminal bistre interneural spots, which extend round the apex on to the costa; some traces of coral red on the vein-ends; fringe white. Hind-wing whitish, the inner marginal area tinged with pale pinkish buff; fringe whitish. Underside of fore-wing whitish; a line of fuscous on the discocellulars, above which is a fuscous spot on the costa; the remaining markings of the upperside faintly reproduced; veins in the distal half of the

wing tinged with coral red; fringe whitish. Underside of hind-wing whitish; a fuscous spot on the discocellulars; some traces of coral red in the costal area and on the veins in the distal half of the wing; fringe whitish.

EXPANSE : ♂♂ 46-51 mm.

1 ♂ (holotype), Celebes, Tondano-Menado, Tonsea Lama, 25.II.1929, Van Braekel. Also 5 ♂♂ (paratypes), N. Celebes, in the British Museum, ex collection Joicey.

Allied to *Lymantria nova-guinensis* B.-Bak. (1904) and *L. marginalis* Wlkr. (1862). Easily distinguished by the heavy mottling in the proximal area of the fore-wing.

---

