

TABANIDAE

BY

J. H. SCHUURMANS STEKHOVEN Jr. (Utrecht)

Distribué le 31 décembre 1932.

Vol. IV, fasc. 7 (2).

TABANIDAE

BY

J. H. SCHUURMANS STEKHOVEN Jr. (Utrecht)

The collection of *Tabanidae* which His Royal Highness Prince Léopold brought home from his voyage to the Dutch East Indian Archipelago gives a true picture of the geographical distribution of the different types of Tabanids in that region. In this Archipelago the asiatic and australian Faunas meet, so that each collection made in this area and containing specimens of the representative isles of its territorium will present species, belonging to the asiatic region as well as to the australian territorium. So *Tabanus striatus*, *T. immanis*, *T. fumifer* and *Haematopota javana* do belong to the Malayan portion, whereas the species of *Silvius* and *Erephopsis* are bound to the australian part and more especially abound on New Guinea. Till so far no species of *Silvius* nor *Erephopsis* was discovered in the true malayan region. *T. ceylonicus* occurs in both regions. *T. succurvus* is a typical species of Celebes and its neighbouring isles. *T. caesius* belongs to the papuasian region, like also *T. laetus*.

Although the Dutch East Indian Archipelago is relatively well known as for Tabanids, the present collection contains 3 new species, two of which belong to the Genus *Silvius* and a single one to the Genus *Tabanus*.

Silvius celebensis n. sp. is the first species of *Silvius* hitherto known from this island.

The 24 specimens which this collection contains belong to the following species :

PANGONINAE : *Erephopsis albibarbus* Schuurmans Stekhoven, *Silvius celebensis* n. sp., *Silvius flavicinctus* n. sp.

TABANINAE : *Tabanus striatus* F., *Tabanus ceylonicus* var. *ceylonicus* Schiner, *Tabanus immanis* Wied., *Tabanus fumifer* Wlk., *Tabanus laetus* de Meyere,

Tabanus caesius Wlk., *Tabanus tenuis* n. sp., *Haematopota javana* Wied., *Tabanus succurus* Wlk., *Tabanus ochrothorax* Schuurmans Stekhoven.

Enumeration of the well known species and description of the species new to science.

PANGONINAE.

Erephopsis albibarbus SCHUURMANS STEKHOVEN.

2 ♀♀ from Sakoemi, Novo Guinea, 11.12.III.1929.

Silvius flavicinctus nov. spec.

(Fig. 1.)

Type ♀ from the forest between Lomira and lake Kamakahwalla, Nova Guinea, 19.III.1929.

This beautiful species is characterised by the broad, pale yellow, transverse band, surrounding the abdomen at its base and covering the total of the first and second abdominal segment and the basal portion of the third, giving thus

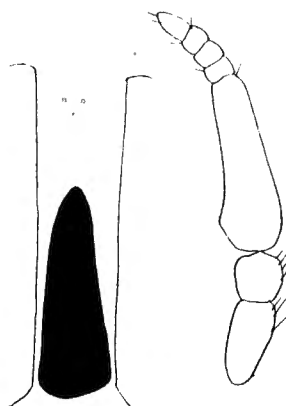


FIG. 1.

a gay note to this rather dark animal. Remainder of abdomen blackish to dark brown. Pubescence all over the abdomen black. Thorax oakleafbrown, black haired, shoulders pale yellow, ventral surface also pale yellow, Scutellum darker blackbrown, black haired. Wings clear with a pale yellow fore-border, sienna-brown stigma and dark brown apical shadow. Anal cell open. Halteres blackish, Legs destitute.

HEAD : Forehead (Fig. 1a) almost parallel-sided, brownish, brown haired with rather indistinct ocelli and a large darkbrown shining callus, filling up more than the basal half of the frontal surface. Subcallus reddbrown. Face shining olivaceous brown. Beard blackish, intermixed with white hairs. Palpi

needle-shaped, brownblack-haired. Antenna (Fig. 1*b*), first two joints pale yellow, black haired, third joint brownish yellow on its basal annulation, which is long and slender, without a tooth, the latter being likewise absent on the second joint. Stylus black. Length 7 mm.

***Silvius celebensis* nov. spec.**

(Fig. 2.)

Type ♀ from forest between Paloe and Koelawi, 4.II.1929 (Celebes).

This species, which I consider to belong to the Genus *Silvius* on account of its habitus, its palpi, the presence of a single ocellus, although both other ocelli are wanting, is closely related to *Silvius de meyeri* Ric. and could easily be taken for a specimen of the same at first sight. It may be distinguished from the latter i. a by the narrower forehead, the pubescence of the cheeks and beard, the different pattern of the abdominal pubescence, etc. Length 8 mm.

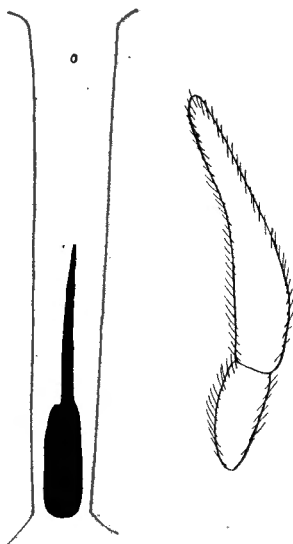


FIG. 2.

The HEAD : Forehead (Fig. 2*a*) havannabrown, black haired, index 9, 2; it is half as wide anteriorly as it is at vertex. Frontal callus as in *S. de meyeri* (confer my monograph), cylindrical at base, effilate towards its apex, reaching till almost half the distance between the subcallus and the vertex. Vertex with a single median ocellus only, other ocelli wanting.

Subcallus and face same colour as forehead. Cheeks yellowbrown, black haired. Palpi (Fig. 2*b*) tawnybrown, shaped like in *S. de meyeri*, thick black haired. Antennae, first two joints dark brown, black haired, third joint reddish yellowbrown on the broad basal annulation, which shows the indication of a tooth; shape as in *S. de meyeri*, stylus slightly darker.

Thorax havannabrown, almost wholly denuded, with traces of paler stripes, remainder of pubescence yellowbrown, Scutellum opaler, more yellowbrown, white fringed along the posterior border. Ventral surface of thorax tawny yellowbrown, with pale yellowbrown pubescence. Legs tawny brown, mainly black haired. Second pair of tibiae paler yellowish brown. Of the third pair one tibia is wanting totally; the other being incomplete nothing can be stated about the posterior spurs.

Wings appendiculate, anal cell closed, clear, with brownish streaks along the majority of the veins, foreborder yellowbrown, stigma siennabrown, apical shadow present, narrow, dark brown. Veins yellowbrown. Halteres havanna-brown tipped.

Abdomen tawny-yellowbrown on the basal three segments, becoming gradually darker on the third segment and, growing darker, to blackishbrown towards the apex of the abdomen, ventral surface similar.

Dorsum pubescence black on the bases of the segments, segmentations 1-5 paler, yellowbrown; pale yellow haired. Lateral borders of tergites black haired except at the segmentations, which are yellow haired. Ventral scutes with yellowwhite haired segmentations to the first 4 segments, 5th segment at segmentation with a few hairs of the same colour, pubescence elsewhere black.

TABANINAE.

Tabanus striatus F.

- 1 ♀ from Tandjong Karang, Lampongs, Sumatra, 12.IV.1929.
1 ♀ from Bireun-Takengon, Atjeh, Sumatra, 8.V.1929.

Tabanus ceylonicus var. *ceylonicus* SCHINER.

- 2 ♀ ♀ from Panti, Sumatra, 26.IV.1929.

Tabanus immanis WIEDEMANN.

- 6 ♀ ♀ from Panti, Sumatra, 26.IV.1929.

Tabanus fumifer Wlk.

- 1 ♀ from Samarinda, Borneo, 8.II.1929.

Tabanus laetus DE MEYERE.

- 1 ♀ from Moemi, Nova Guinea, 5.III.1929.
1 ♀ from Sakoemi, Nova Guinea, 11.III.1929.

Tabanus caesius Wlk.

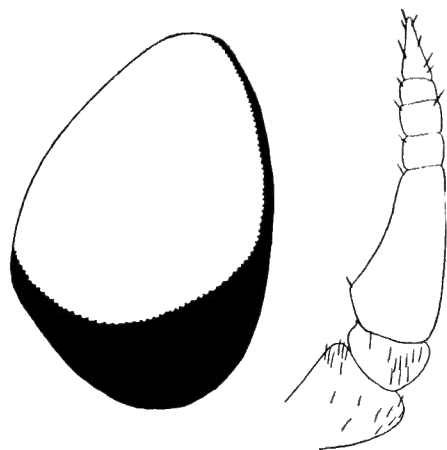
- 1 ♀ from Enoe, Aroe Islands, 26.III.1929.

Tabanus tenuis nov. spec.

FIG. 3.

Type ♂ from Poeloe Karang, Aroe Islands, 22.III.1929.

The present male belongs to one of those species which can be identified with great care only. Its description is troublesome since it does not show obvious features. The eyes (Fig. 3a) of redbrown colour, as far as concerns the large-faceted portion bear a small-faceted part, which barely covers 1/3 of the whole eyesurface; the latter area being prolonged as a fine black stripe to the



(Fig. 3.)

vertex of the head. Remainder of frons, subcallus, face and cheeks pale yellowish brown. Pubescence of cheeks and beard yellowwhite. Palpi club-shaped, yellowbrownish, mainly yellowish white haired, bearing also a small tuft of black hairs on the outer surface near the apex. Antenna (Fig. 3b), first and second joint pale reddishyellow, black haired on dorsum, third joint paler brownish at extreme base, further on wholly blackbrown, tooth indistinct, stylus similar.

Thorax greyish brown with 3 longitudinal pale havannabrown streaks. Pubescence on dorsum copperreddish-yellow, intermixed with black. Pteropleura olivaceous-yellowbrown, yellowwhite-haired. Scutellum same colour as scutum. Ventral surface pale yellowbrown, white haired. Halteres reddishyellow tipped. Wings clear with yellowbrown veins, brownishyellow foreborder and siennabrown stigma.

LEGS : First leg, Coxa greyish brown, white haired, trochanter yellowbrown. femur bluishblackbrown, blackhaired on dorsum, exterior border of the same white fringed, tibia brownish-yellow, black haired, darker brown at the extreme tip, tarsalia paler at base, elsewhere blackbrown, black haired. Second leg with

yellowbrown, whitish haired femora, remainder wanting. Third leg with a white fringed femur, yellowbrown, black haired tibia and tarsalia of which the apices are slightly darker.

Abdomen reddishyellowbrown, narrow, slender, tapering acutely, the apical segments slightly darker than the remainder of the abdomen, dorsum black haired, intermixed with rather numerous yellow ones, sides of tergites yellow haired. Ventral surface dark brownish yellow on the first 5 segments, white haired, last segment slightly darker, white haired too. Length 15 mm.

***Tabanus succurvus* Wlk.**

1 ♀ from Celebes, jungle between Paloe and Koelawi, 4.II.1929.

***Tabanus ochrothorax* SCHUURMANS STEKHOVEN.**

1 ♀ from Siwi, Nova Guinea, 7.III.1929.

The present female has many points in common with *T. ochrothorax* so that I thought it wise to bring it to this species which is rather common on Nova Guinea. Some differences however are to be mentioned. Here apart from the large callus a triangular shining spot is found at vertex. Subcallus and face more greyishyellow. Beard darker almost reddish blackbrown. Thorax ochraceous with a broad darkbrown median stripe, which is also to be seen on the scutellum as a median shadow. The stripe on the scutum is at least partly due to denudation. Pubescence on the scutum black intermixed with scanty yellow hairs. Sides and under surface yellow haired. Abdomen yellow on 3 segments with median bifurcated brownish shadow reaching to the darker brown apex, Pubescence black, except at the lateral borders of the first dorsal scute and to the first sternite of the first abdominal segment. Legs, antennae, palpi, forehead, etc. as in the typica specimens.

***Haematopota javana* WIED, ?**

1 ♂ from Medan, 3.V.1929.

This male might be a specimen of *H. javana* Wied. but since the abdomen is destitute and the wings are irreconisable it is impossible to state if it really belongs to *H. javana* or to a related species.

REFERENCES

- J. H. SCHUURMANS STEKHOVEN JR., The Bloodsucking Arthropods of the Dutch East Indian Archipelago VII, *Tabanidae*. Treubia Suppl., 1926.
-