


PLATE I

EXPLANATION OF PLATE I.


	Pages
FIG. 1. — <i>Pustularia bistrinotata sublævis</i> SCHILDER and SCHILDER	59, 228
Holotype of var. <i>quadrinotata</i> DAUTZENBERG & BOUGE. ×2/1, Loc. Tahiti (BOUGE B).	
FIG. 2. — <i>Staphylæa staphylæa lævigata</i> DAUTZENBERG... ..	65, 229
Holotype. ×3/2, Loc. Faux Cap (DECARY).	
FIG. 3. — <i>Erosaria spurca atlantica</i> MONTEROSATO	76, 229
Lectotype of var. <i>elongata</i> DAUTZENBERG & FISCHER. ×2/1, Loc. Ilot Branco (ALICE).	
FIG. 4. — <i>Erosaria helvola callista</i> SHAW	81, 229
Lectotype of var. <i>minor</i> DAUTZENBERG. ×2/1, Loc. Nouvelle Calédonie (ROSSITER).	
FIG. 5. — <i>Erosaria helvola callista</i> SHAW	81, 234
Cotype. ×1/1, Loc. Tahiti (PRESTON).	
FIG. 6. — <i>Erosaria caputserpentis argentata</i> DAUTZENBERG and BOUGE ...	85, 229
Lectotype. ×1/1, Loc. Tuamotu (BOUGE D).	
FIG. 7. — <i>Erronea walkeri brégeriana</i> CROSSE... ..	125, 229
Holotype of var. <i>rossiteri</i> DAUTZENBERG ×1/1, Loc. Nouméa (CULLIÉRET).	
FIG. 8. — <i>Erronea erronea cærulescens</i> SCHRÖTER	129, 230
Lectotype of var. <i>minor</i> DAUTZENBERG. ×2/1, Loc. ?	
FIG. 9. — <i>Erronea erronea cærulescens</i> SCHRÖTER	129, 230
Lectotype of var. <i>major</i> DAUTZENBERG. ×1/1, Loc. ?	
FIG. 10. — <i>Erronea erronea cærulescens</i> SCHRÖTER	128, 230
Holotype of var. <i>pallidior</i> DAUTZENBERG. ×3/2, Loc. Nouvelle Calédonie (BOUGIER).	



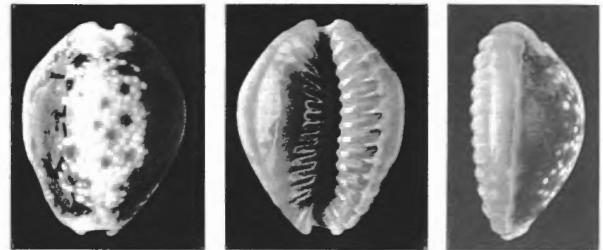
1. - *Pustularia bistrinotata sublaevis* SCHIL. & SCHIL.



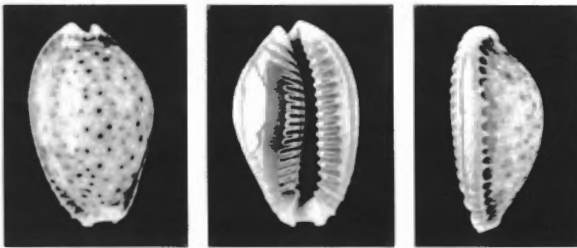
2. - *Staphylaea staphylaea laevigata* DAUTZENBERG.



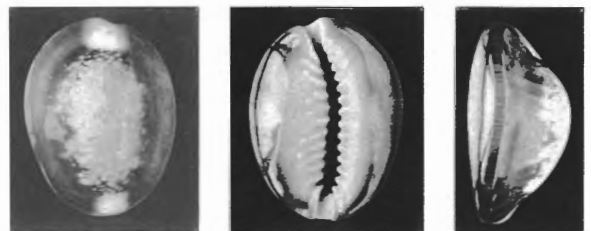
3. - *Erosaria spurca atlantica* MONTEROSATO.



4. - *Erosaria helvola callista* SHAW.



5. - *Erosaria helvola callista* SHAW.




6. - *Erosaria caputserpentis argentata* DAUTZ. & BOUGE.



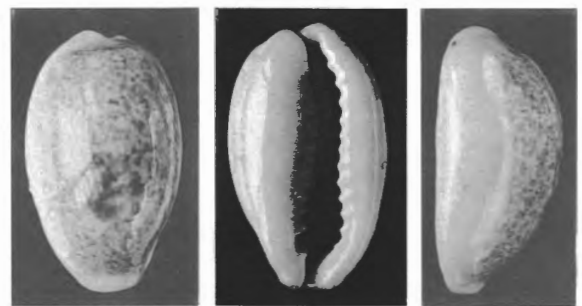
7. - *Erronea walkeri brégeriana* CROSSE.



8. - *Erronea erronea caeruleascens* SCHRÖTER.



9. - *Erronea erronea caeruleascens* SCHRÖTER.



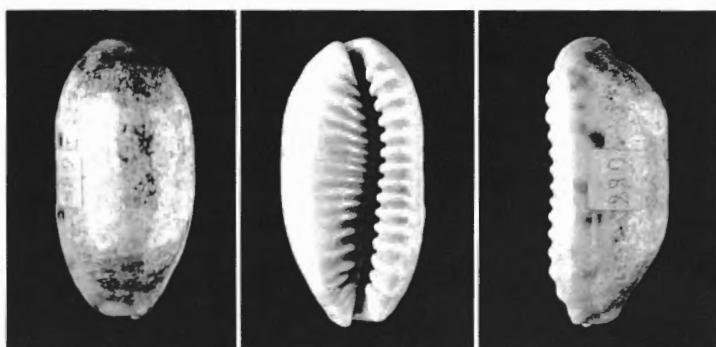
10. - *Erronea erronea caeruleascens* SCHRÖTER.



PLATE II

EXPLANATION OF PLATE II.

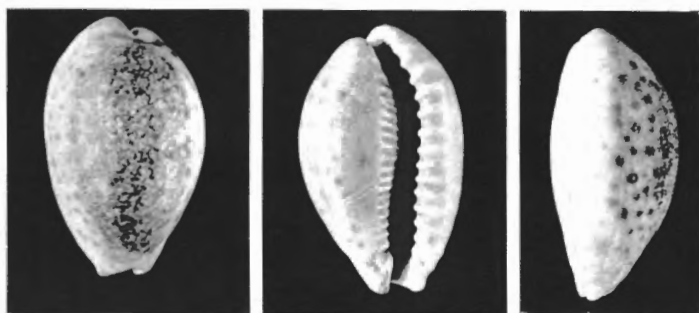
	Pages
FIG. 1. — <i>Erronea caurica obscurata</i> SCHILDER and SCHILDER... ..	133, 230
Holotype of var. <i>pallida</i> DAUTZENBERG. ×1/1, Loc. Nouvelle Calédonie (BOUGIER A).	
FIG. 2. — <i>Palmadusta punctata punctata</i> LINNÉ	137, 230
Holotype of var. <i>berinii</i> DAUTZENBERG. ×2/1, Loc. Ambodifototra (TISSIER).	
FIG. 3. — <i>Cribraria chinensis variolaria</i> LAMARCK	170, 231
Holotype of var. <i>colorata</i> DAUTZENBERG. ×1/1, Loc. Diego Suarez (DECARY A).	
FIG. 4. — <i>Mauritia eglantina costurieri</i> VAYSSIÈRE	202, 232
Lectotype of var. <i>pallida</i> DAUTZENBERG. ×1/1, Loc. ?	
FIG. 5. — <i>Talparia argus argus</i> LINNÉ	194, 231
Lectotype of var. <i>concatenata</i> DAUTZENBERG. ×3/4, Loc. ?	
FIG. 6. — <i>Cribraria chinensis variolaria</i> LAMARCK	170, 231
Holotype of var. <i>convergens</i> DAUTZENBERG. ×1/1 Loc. Diego Suarez (DECARY A).	
FIG. 7. — <i>Staphylæa staphylæa lævigata</i> DAUTZENBERG	64, 229
Holotype of var. <i>expallescens</i> DAUTZENBERG & BOUGE. ×2/1, Loc. ? Raiatea (CANQUE).	




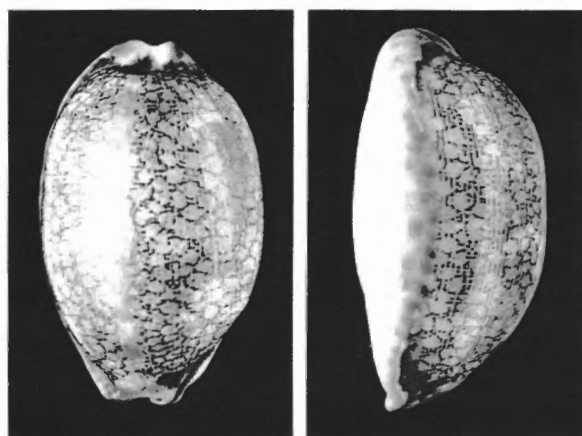
1. - *Erronea caurica obscurata* SCHILDER & SCHILDER.



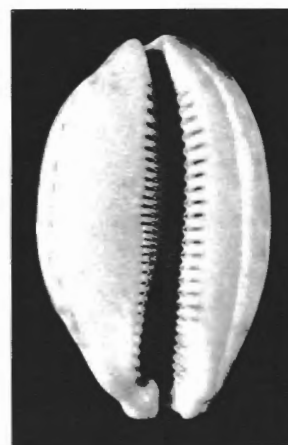
2. - *Palmadusta punctata punctata* LINNÉ.



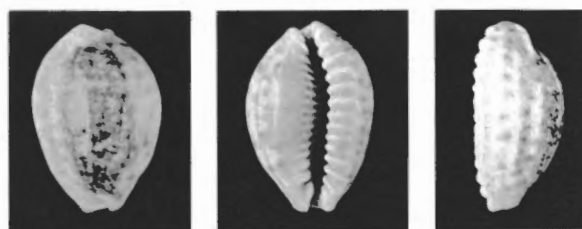
3. - *Cribraria chinensis variolaria* LAMARCK.




5. - *Talparia argus argus* LINNÉ.



4. - *Mauritia eglantina couturieri* VAYSS.



6. - *Cribraria chinensis variolaria* LAMARCK.



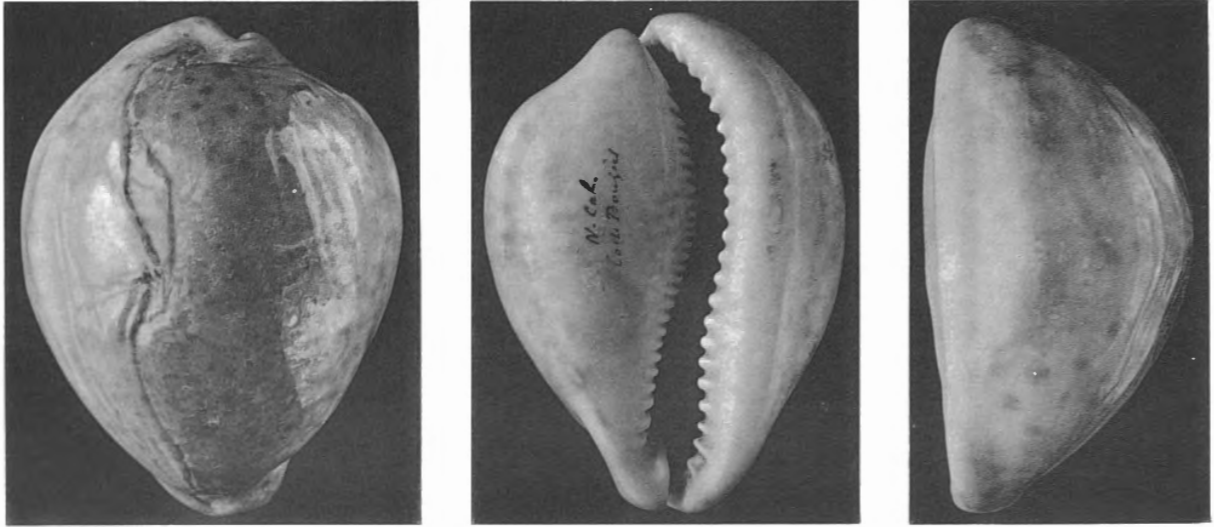
7. - *Staphylaea staphylaea laevigata* DAUTZ.



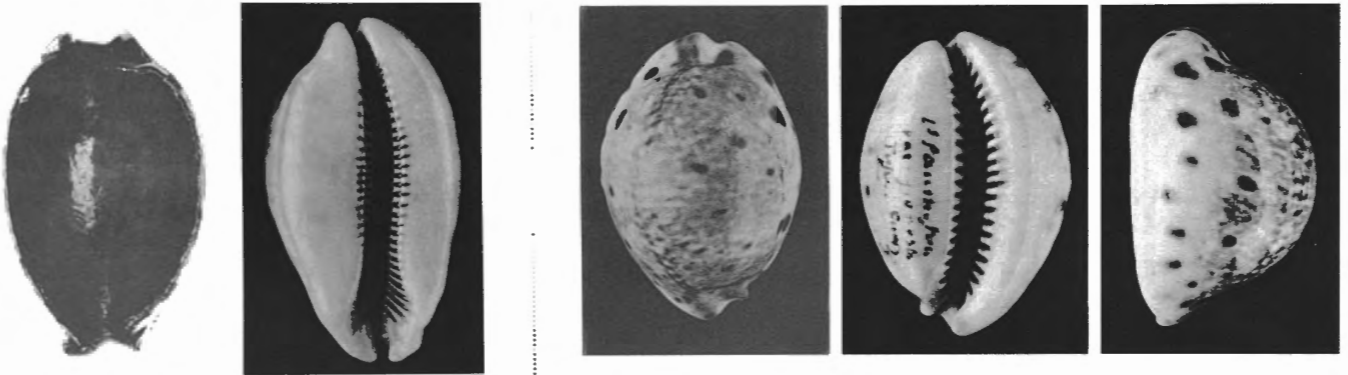
PLATE III

EXPLANATION OF PLATE III.

	Pages
FIG. 1. — <i>Cypræa tigris lyncichroa</i> MELVILL... .. 213, 232 Lectotype of var. <i>rossiteri</i> DAUTZENBERG. ×3/4, Loc. Nouvelle Calédonie (BOUGIER A).	
FIG. 2. — <i>Mauritia eglantina eglantina</i> DUCLOS... .. 202, 232 Holotype of var. <i>luctuosa</i> DAUTZENBERG. ×3/4, Loc. Nouvelle Calédonie (ROSSITER B).	
FIG. 3. — <i>Cypræa lynx caledonica</i> CROSSE 219, 233 Lectotype of var. <i>globosa</i> DAUTZENBERG. ×1/1, Loc. Tuamotu (CULLERET).	
FIG. 4. — <i>Cypræa lynx lynx</i> LINNÉ... .. 217, 233 Lectotype of var. <i>incrassata</i> DAUTZENBERG ×1/1, Loc. Ile Europa (PETIT B).	
FIG. 5. — <i>Cypræa tigris tigris</i> LINNÉ... .. 212, 233 Lectotype of var. <i>nigricans</i> DAUTZENBERG. ×3/4, Loc. Tuléar (Coll. ign.).	

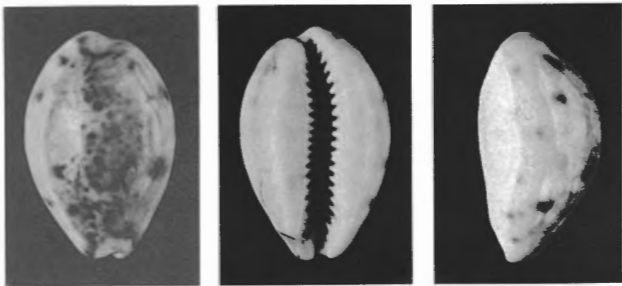


1. - *Cypraea tigris lynchroa* MELVILL.

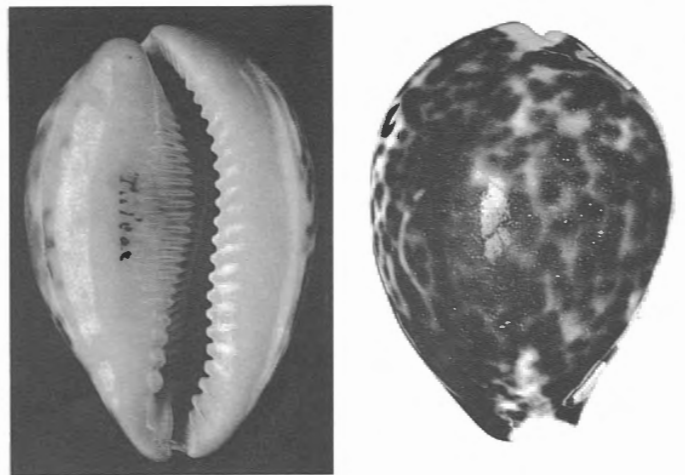


2. - *Mauritia eglantina eglantina* DUCLOS.

3. - *Cypraea lynx caledonica* CROSSE.



4. - *Cypraea lynx lynx* LINNÉ.



5. - *Cypraea tigris tigris* LINNÉ.


F. A. SCHILDER & M. SCHILDER. — PH. DAUTZENBERG's collection of Cypræidae.




PLATE IV.

EXPLANATION OF PLATE IV.

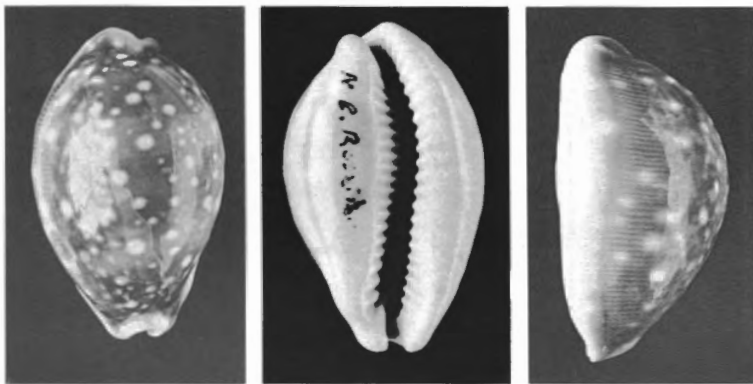
	Pages
FIG. 1. — <i>Cypræa leviathan</i> SCHILDER and SCHILDER... ..	227, 233
Holotype of var. <i>major</i> DAUTZENBERG.	
×3/4, Loc. ign. (Coll. ign.).	
FIG. 2. — <i>Pustularia childreni novæcaledoniæ</i> SCHILDER and SCHILDER	61, 234
Holotype.	
×1/1, Loc. Pomme (FOURCADE).	
FIG. 3. — <i>Cypræa vitellus polynesiæ</i> SCHILDER and SCHILDER	222, 233
Holotype of var. <i>subrostrata</i> DAUTZENBERG.	
×1/1, Loc. Nouvelle Calédonie (ROSSITER A).	
FIG. 4. — <i>Talparia talpa saturata</i> DAUTZENBERG... ..	196, 231
Lectotype.	
×3/4, Loc. Nouvelle Calédonie (BOUGIER B).	
FIG. 5. — <i>Cypræa carneola propinqua</i> GARRETT... ..	226, 233
Holotype of var. <i>minima</i> DAUTZENBERG & BOUGE.	
×3/2, Loc. Papeete (CULLIÉRET).	
FIG. 6. — <i>Cypræa carneola sowerbyi</i> ANTON... ..	225, 233
Lectotype of var. <i>minor</i> DAUTZENBERG.	
×3/2, Loc. Mahé (CHÉRUBIM).	




1. - *Cypraea levlathan* SCHILDER & SCHILDER.




2. - *Pustularia childreni*
novæcaledoniæ SCHIL. & SCHIL.



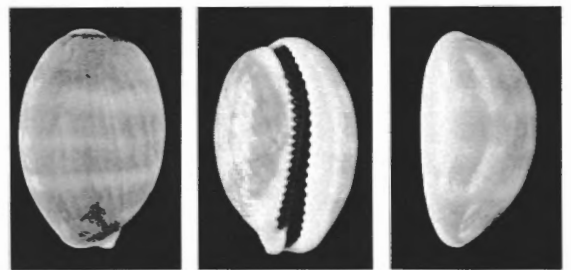
3. - *Cypraea vitellus polynesiae* SCHILDER & SCHILDER.



4. - *Talparia talpa saturata* DAUTZENBERG.



5. - *Cypraea carneola propinqua* GARRETT.



6. - *Cypraea carneola sowerbyi* ANTON.

F. A. SCHILDER & M. SCHILDER. — PH. DAUTZENBERG's collection of Cypræidae.

